

Silver Bullet Speedway Mini Wedge Rules

2019 Season

Updated March 2019

2019 updates are underlined

Unless necessary, the rules will not have any changes during the season.

The rules and/or regulations set forth herein are designed to provide for the orderly conduct of racing events and to establish minimum acceptable requirements for such events. These rules shall govern the condition of all events, and by participating in these events, all participants are deemed to have complied with these rules. NO EXPRESSED OR IMPLIED WARRANTY OF SAFETY SHALL RESULT FROM PUBLICATIONS OF OR COMPLIANCE WITH THESE RULES AND/OR REGULATIONS. They are intended as a guide for the conduct of the sport and are in no way a guarantee against injury or death to a participant, spectator or official.

The race director shall be empowered to permit reasonable and appropriate deviation from any of the specifications herein or impose any further restrictions that in his opinion do not alter the minimum acceptable requirements. NO EXPRESSED OR IMPLIED WARRANTY OF SAFETY SHALL RESULT FROM SUCH ALTERATION OF SPECIFICATIONS. Any interpretation or deviation of these rules is left to the discretion of the officials. Their decision is final.

2019 Rules & Regulations:

Cart	Section 1	Driver Personal Safety	Section 6
Engine	Section 2	Body Drawings and Specs	Section 7
Clutch	Section 3	Point System	Section 8
Claiming Procedures	Section 4	Race Procedures	Section 9
Race Rules	Section 5		

Section 1-Cart

- Wheelbase 45" – 52" maximum width of the outside of the tire is 49". Tires may not stick out of body.
- All karts must be constructed of steel tubing with a complete 6-point roll cage including adequate side protection. Cages must be a minimum of .065 x 1" steel tubing welded to the frame.
- Floor pans are required to be made of steel or minimum .040" aluminum (recommended to double the floor pan if aluminum). The floor pans are to be securely bolted or riveted to the frame. The length of the floor pan must go from the center of the seat to the front of the frame going past the driver's pedals.
- The engine must be located behind the driver's seat. No part of the engine can be located beside the seat.
- Rear axle must be a Steel Axle and a minimum of 3/16" Wall Thickness. Rear axle must drive both tires. No one wheel drive allowed.
- Rear axle bearing adjuster permitted, one per axle.
- **Tires:** Hoosier 11" #15600 or 10 ½" #15500
- No grooving or sipping of the tires. No treating or soaking of tires. Grinding is permitted. Tires must durometer a minimum of 50, any tire that durometers less will be deemed as treated and will result in a **Level 1 penalty.**
- Rim width cannot be any wider than 6-1/2" wide and must be at least 6" Tall.
- No suspension will be allowed. This includes springs, shocks, rubbers, torsion bars and any other type of dampening devise.

- **Weight:** Kart must weigh no less than 335 lbs. with driver. When the class is split by age, the 6-9-year old must weigh 335 lbs. and the 10-14-year old must weigh 375lbs. with driver. Track may choose to weigh in before or after the race. Violation will result in **Level 1 penalty**.
- We highly encourage the doors and quarter panels to be wider than the tire width at the bottom of the doors and quarters. This will help prevent "Wheel Hop".
- At least one vertical door bar must be welded on each side of the driver running from the main rail to side crash bars for driver protection. See rear side view drawing for more details.
- Front and rear bumpers must be mounted at all times. Front and rear bumpers must have at least a 6" tall hoop. Bumpers must be a minimum 3" inside the body, bars must loop and connect back to each other.
- Front and rear down tubes are mandatory for driver's protection.
- All tubing on main roll cage must be at least .065" wall tubing.
- Driver's seat must be mounted in four locations (4-Bolts). Refer to manufacturers mounting guidelines.
- Two door numbers must be present with a minimum of 12". Numbers must be clear, non-reflective and visible from the scoring tower.
- Two throttle return springs are required.
- 2 Kill switches are required. One must be mounted within easy reach of the driver. The other must be mounted on top LR corner of roll cage.
- Any weight mounted on the kart must be painted white with the driver's name and number on the weight. Weight must be mounted by at least one ½" bolt. Any weight lost during an event will result in a **Level 1 penalty**.
- One single rear shock mounted in the center 12" allowed. Must be coil over, non-rebuildable oil shock. Suspension must stay within the intent of the rule, which is to give the driver some cushion only

Section 2– Engine

- **SBS recommends using the stock Predator Engine, running regular unleaded gasoline and only unhooking the governor. Engines will be swapped and claimed during the season to keep an even playing field. You will be out the money you spend on modifications.**
- Two engines will be allowed 6.5 HP (212cc) OHV Predator Engine and the Honda 6.5 HP Engine.
 - Engine must remain stock. (This includes the carburetor.)
 - You can disconnect or remove the governor.
 - You can change the spark plug.
 - You can run an aftermarket air cleaner.
 - You can remove and run a remote fuel tank. (The tank doesn't have to be moved with trimming of the throttle plate.)
 - The exhaust may NOT BE ALTERED IN ANY WAY.
 - Fuel may be regular unleaded gas or E85 only, No alcohol. Fuel samples may be taken at any time. (Engine modifications are needed to run E85)
 - A fuel identification sticker must be run (if running E85), located on the LR corner of the deck.
 - All engine identification and serial numbers must remain stock. No removal or grinding allowed.
 - **Carburetors must remain stock to either the Predator or Honda 6.5 HP engines that they were originally sold with. May not be mix and matched.**
 - Restrictor plates will not be used to start the year. If they are needed as the year goes on, they will be issued at the start of the night.
- Either engine may be claimed at the completion of the feature. See claiming procedures below.
- **The engine claim is set at \$75 for either engine.**
- Sealed engines are legal to race with unsealed engines and are claimable for \$75.
- Sealed engines will be teched the same as unsealed engines (seals may be cut for inspection).
- Engines may be claimed by track officials at any time.

- Engines may be swapped by a track official at any time.
- Driver's crew needs to be prepared to disassemble cart in post-race inspection area. (Engine, Clutch, etc.)

Section 3- Clutch

- One of the following clutches may be ran: **Noram Magnum Premier Clutch or MAX-Torque clutch.** (Maintenance is needed to keep the clutch from failing, see the manufacturer's instructions.)
- Any 12, 13, or 14 tooth clutches may be run in competition.
- Clutches may be claimed for \$75. Anyone finishing the feature running on the same lap as the 4th place finisher may claim any (1) of the top 4 finishing carts.
- Clutches may be claimed by track officials at any time.

Section 4- Claiming Procedures

- Anyone finishing the feature running on the same lap as the 4th place finisher may claim any (1) of the top 4 finishing carts.
Claim may be the Engine (carb included) or Clutch but not both by the same claimer.
- The following are claimable: Engine or Clutch.
- The engine claim is set at \$75 for either engine.
 - Engine Claim will include the carburetor.
 - Engine Claim does not include the clutch, air cleaner, chain guard, throttle plate, linkages, springs or gas tank.
 - Engine Claim does not include the restrictor plate. In the result of a claim, once the engine is removed, the restrictor plate will be removed by track official and returned upon inspection
- The clutch claim is set at \$75 for any clutch allowed in 2018 and 2019.
 - Claim will include the clutch and keyway.
- At the result of the feature the claimed piece will be removed and inspected by a track official before the claim becomes official. If the claimed piece is found to be illegal the competitor will be disqualified, lose all points for the night (first offense) and the claim will not be allowed, and the claim money will be returned. If the part is deemed legal, the claim will become official. It is the responsibility of the driver and car owner to verify they are running a legal engine even if the inspector looked at it.
- **Any part, upon inspection, found to be illegal, will be confiscated by track officials and may not be returned.**
- A parent, legal guardian or designated crew chief must present exact cash amount, to track officials at the scales within 10 of the finish of the last Mini Wedge A-feature.
- At SBS the claim must be presented at the scales to the track officials. You must specify whether you are claiming the engine or clutch.
- A competitor may claim a maximum of 2 times per year. If you are claimed more than 2 times, then you may claim one more time than what you have been claimed.
- The claimed part must be removed in a reasonable period as deemed by track officials and all the parties involved.
- The claimed part must be removed in the designated tech area.
- A tool box with the necessary tools to pull an engine is encouraged. All parts requiring inspection must be removed in the tech area.
- Any sabotage will result in a **Level 4** disqualification.
- Engines and clutches may be claimed by track officials at any time. Upon inspection, engines claimed by the track will be auctioned off on the following race night.
- Any engine found to be illegal, will result in a **Level 2 penalty.**

Section 5- Race Rules

- A parent or legal guardian must accompany all drivers. Unless you are appointed his / her legal guardian, you cannot sign a release form for them. Therefore, they cannot race. Any exception to this rule cannot be

made by an official and must be brought before the track's management or track's insurance carrier for a decision.

- Arguing about scoring or judgment calls will not be tolerated. Confrontations / arguments with track officials or another parent may result in a **Level 1 penalty**.
- The scoring tower is off limits to drivers and anyone who is not a track staff member.
- Any parent, driver, or team member involved in any type of confrontation with anyone at the track may result in a suspension of driver, parent or legal guardian for at least two weeks from all events.
- **Age range is 6-14 years of age. You must provide a copy of your birth certificate before you can race. You must turn 6 on or before entering competition. You may not be older than 14 after May 1st. You may practice before turning 6 years old with prior track approval, this will be done on designated test and tune days.**
- There will be NO WARNINGS given out for bad behavior.
- **Penalty Levels:**
 - **Level 0:** Will be asked to fix infraction before next race. Failure to do so will result in a **Level 1 penalty**.
 - **Level 1:** Disqualified for the night and loose of points.
 - **Level 2:** Disqualified for 2 race nights and loose of points for that night.
 - **Level 3:** Disqualified for 2 race nights and loose of all points for the year.
 - **Level 4:** Disqualified for 1 calendar year from date of infraction and lose all points for the year.
- Any penalties or suspensions may be honored at all MSPA member tracks

Section 6– Driver Personal Safety

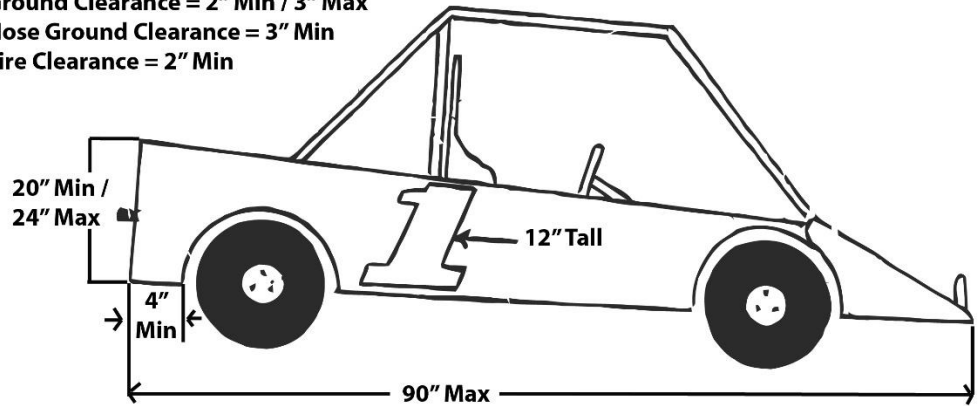
- All drivers must wear an approved SFI – 1 certified or SF113 – 2A/1 Fire Suit. SFI certification patch shall be required on fire suit.
- A Full-Face helmet will be mandatory.
- All drivers must wear a neck brace.
- All drivers must wear arm restraints.
- All drivers must wear a closed toe shoe.
- Fireproof gloves are mandatory.
- 5-Point harness system is mandatory. All harness must have a SFI Rated patch.
- All karts must have two triangle type side window nets attached to the roll bar on each side of the driver. If you run a full containment seat you are not required to run a window net.
- **All karts must have a flashing light specified by TCMS. Light is to be used when kart is moving in the pits.**
- A driver found to be missing any of the above will be disqualified from that event

Section 7– Body Drawings and Specs

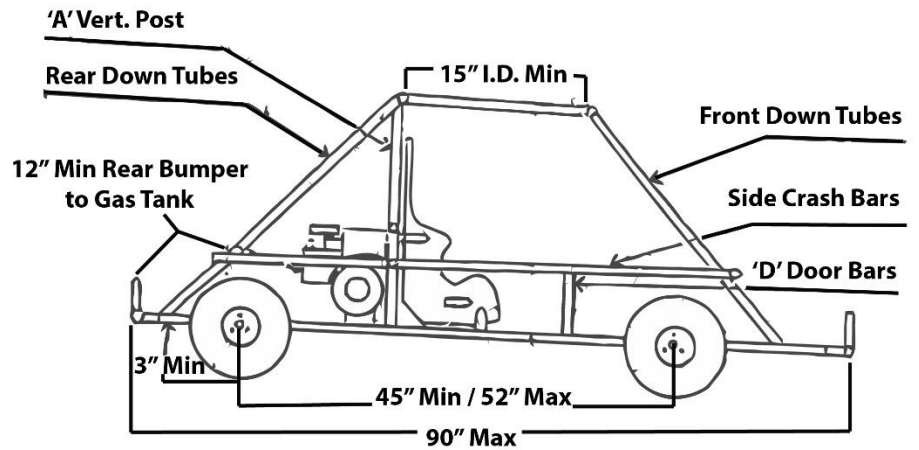
- There will be no roofs or sail panels.
- A maximum of a 3-inch spoiler will be allowed. Spoiler side's maximum height will be 3 inches from deck and 5 inches long.
- All carts must have a fully wedge Late Model appearing body. No open fenders will be allowed.
- There must be at least 4" of body behind the rear wheels. Tires may not stick out of body.
- There will be no covered or enclosed motors. All motors will always remain completely visible. See Body Drawings for more information.
- Rear deck height cannot exceed a maximum of 28" from the ground. Must maintain a minimum of 3" ground clearance.
- Body must be constructed of .040" aluminum. Plastic may be used for nose, fenders, and trim.

Body Dimension Drawing:

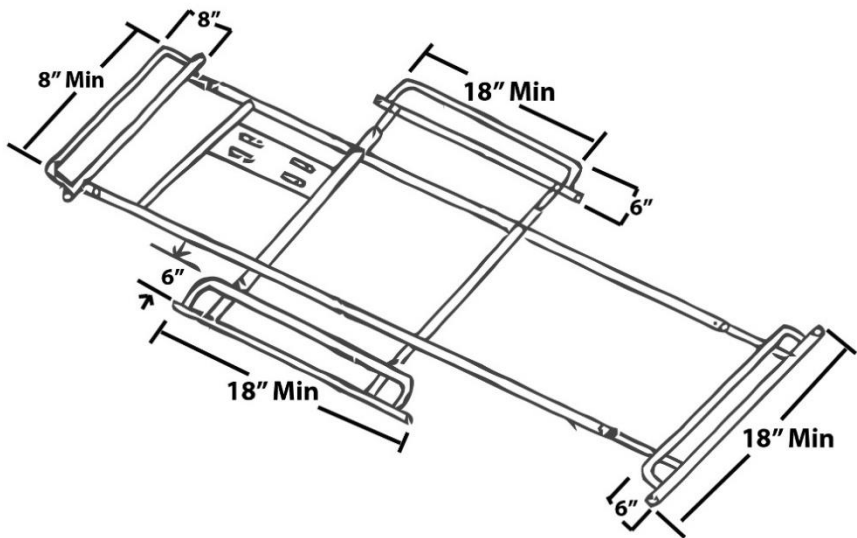
Body Width = 39" - 45"
 Ground Clearance = 2" Min / 3" Max
 Nose Ground Clearance = 3" Min
 Tire Clearance = 2" Min



Cage Measurement Drawing:



Frame Measurements Drawing:



Section 8– Race Procedure

- Caution car (judgement call) will be put to the tail.
- Two cautions per heat and feature race allowed. Upon causing the 2nd caution will be sent to the pits.

- Rough driving will not be tolerated. The black flag will be thrown when a driver is driving rough, this is a judgement call and cannot be argued.
- The class will be split into two groups when the car count allows.
- All carts must report to the tech area upon completion of all races.
- Parents must accompany drivers any time they are moving in the pits.
- No parents allowed on the track at any time. If there is a problem with your child's cart, track officials will safely remove it from the racing surface and return it to your pit spot

Section 9– Raceceivers

- Any time the car is on the track, the drivers are required to have a working one-way radio (Raceceiver) for the track officials to communicate with the driver.
- Raceceiver frequency is 454.0000

NEITHER WRECKER CREWS NOR RACETRACK PERSONNEL WILL BE RESPONSIBLE FOR ANY DAMAGE DONE TO THE ANY VEHICLE.