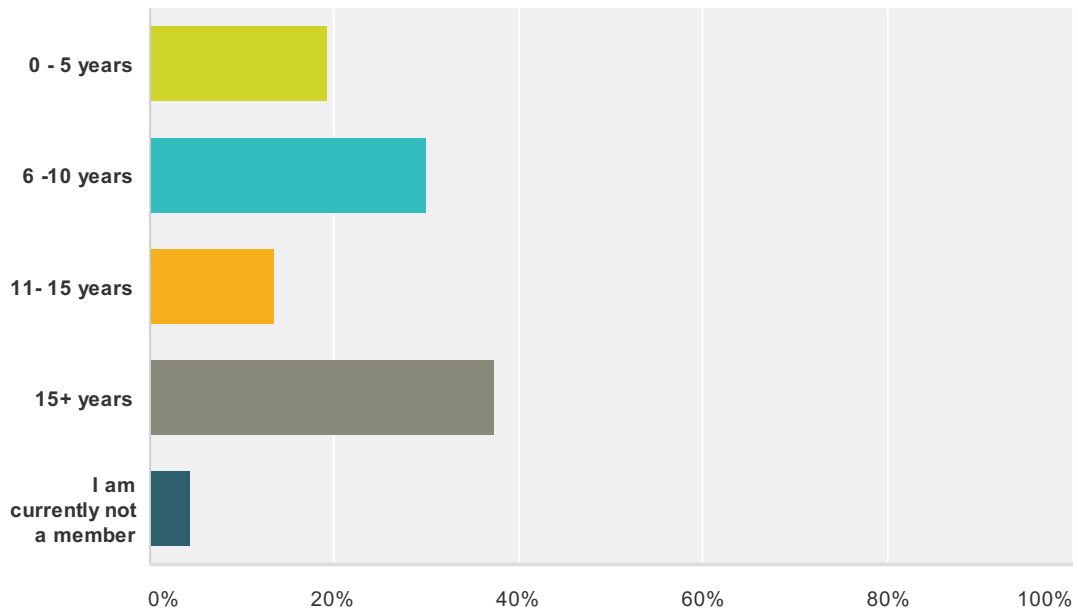


Q1 How long have you been a member of OLRA?

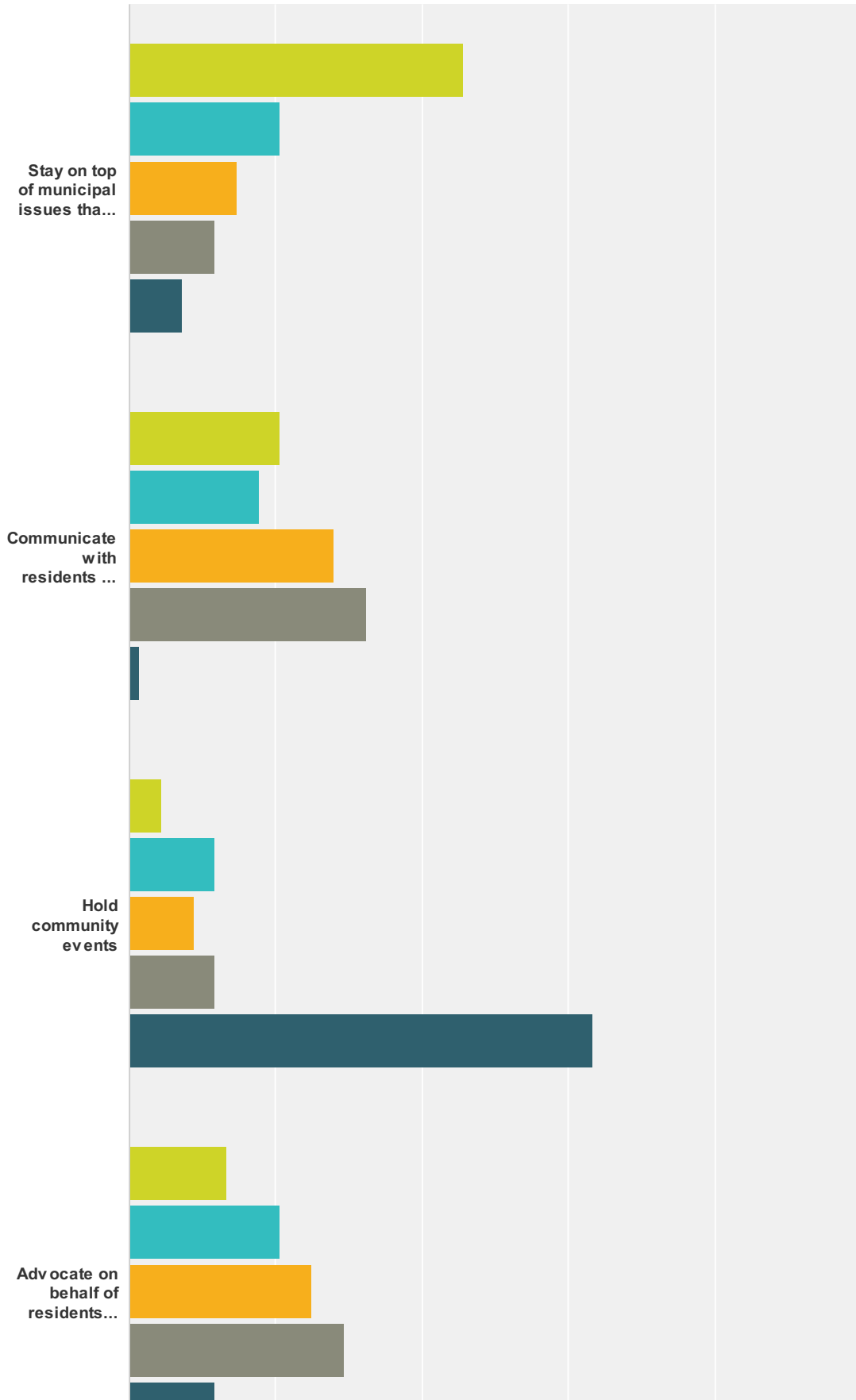
Answered: 67 Skipped: 2



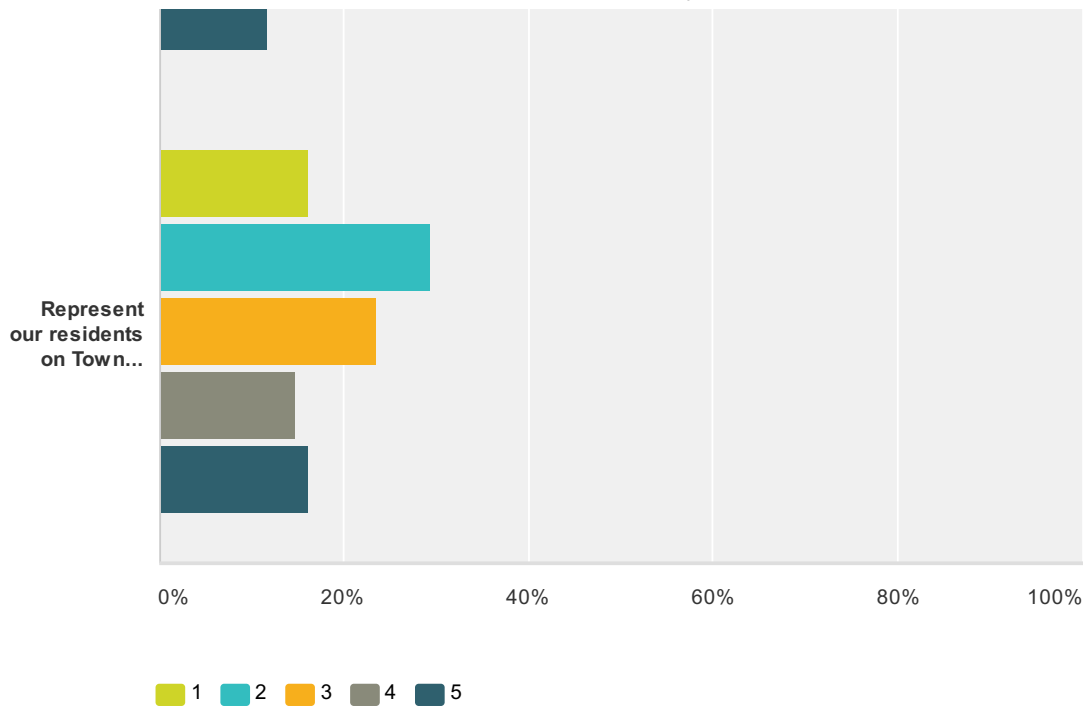
Answer Choices	Responses	Count
0 - 5 years	19.40%	13
6 -10 years	29.85%	20
11- 15 years	13.43%	9
15+ years	37.31%	25
I am currently not a member	4.48%	3
Total Respondents: 67		

Q2 How would you rank the role of the OLRA? (1 being most important)

Answered: 68 Skipped: 1



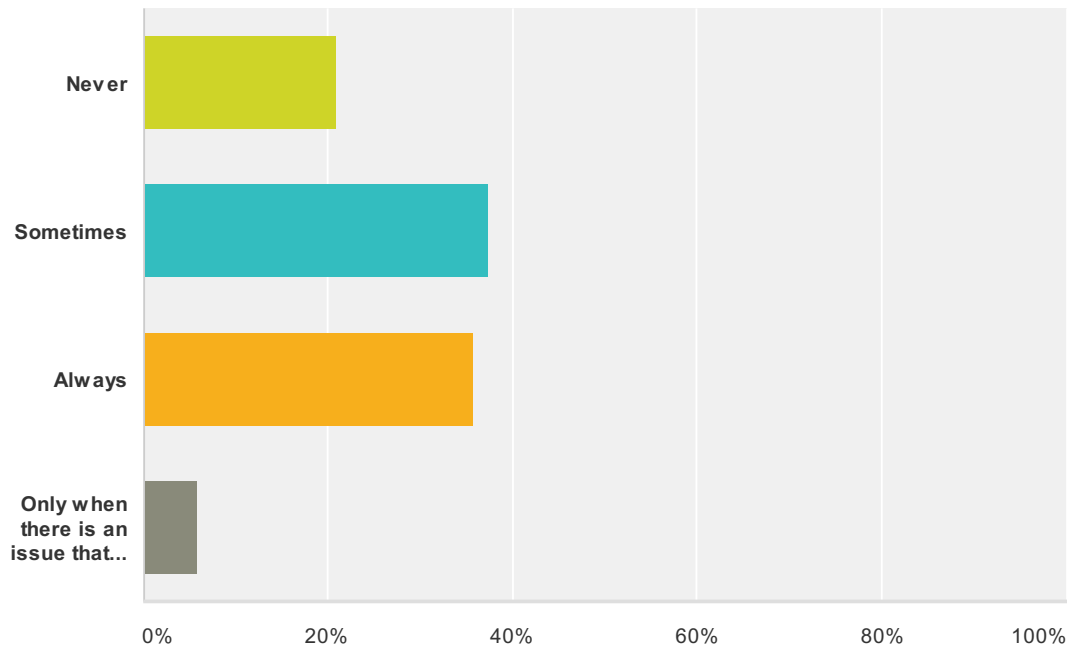
OLRA Member Survey



	1	2	3	4	5	Total	Average Ranking
Stay on top of municipal issues that impact the area	45.59% 31	20.59% 14	14.71% 10	11.76% 8	7.35% 5	68	3.85
Communicate with residents via the AGM, newsletter, email etc.	20.59% 14	17.65% 12	27.94% 19	32.35% 22	1.47% 1	68	3.24
Hold community events	4.41% 3	11.76% 8	8.82% 6	11.76% 8	63.24% 43	68	1.82
Advocate on behalf of residents issues	13.24% 9	20.59% 14	25% 17	29.41% 20	11.76% 8	68	2.94
Represent our residents on Town issues and initiatives	16.18% 11	29.41% 20	23.53% 16	14.71% 10	16.18% 11	68	3.15

Q3 Have you attended the Annual General Meeting before?

Answered: 67 Skipped: 2



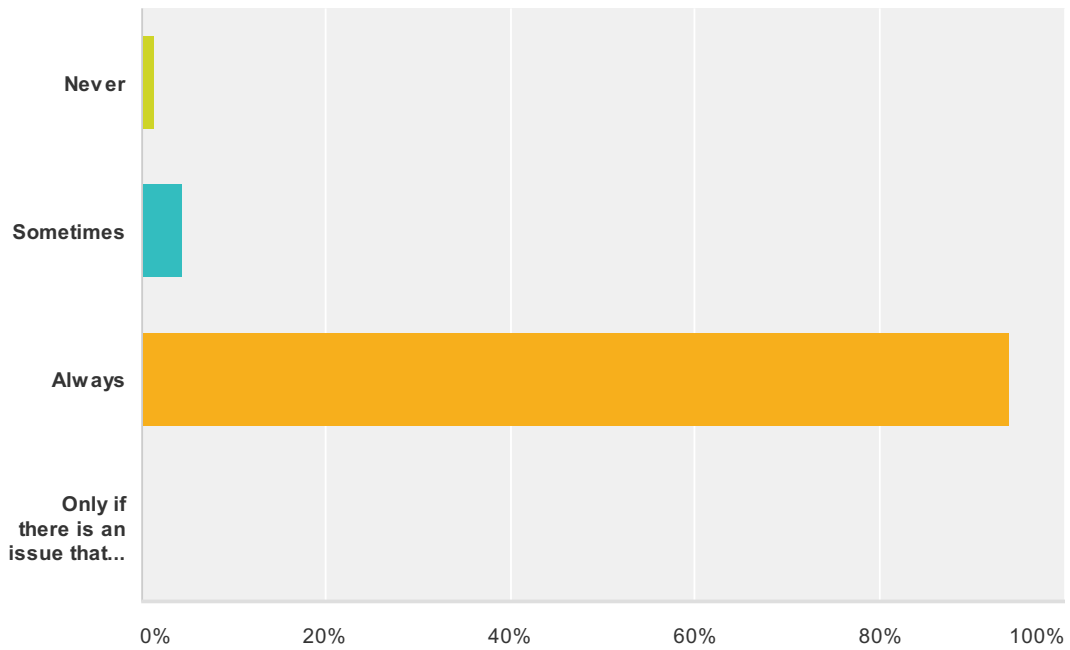
Answer Choices	Responses
Never	20.90% 14
Sometimes	37.31% 25
Always	35.82% 24
Only when there is an issue that concerns me	5.97% 4
Total	67

**Q4 Do you have any suggestions for our
AGM?**

Answered: 11 Skipped: 58

Q5 Do you read the Spring and Fall OLRA newsletter?

Answered: 66 Skipped: 3

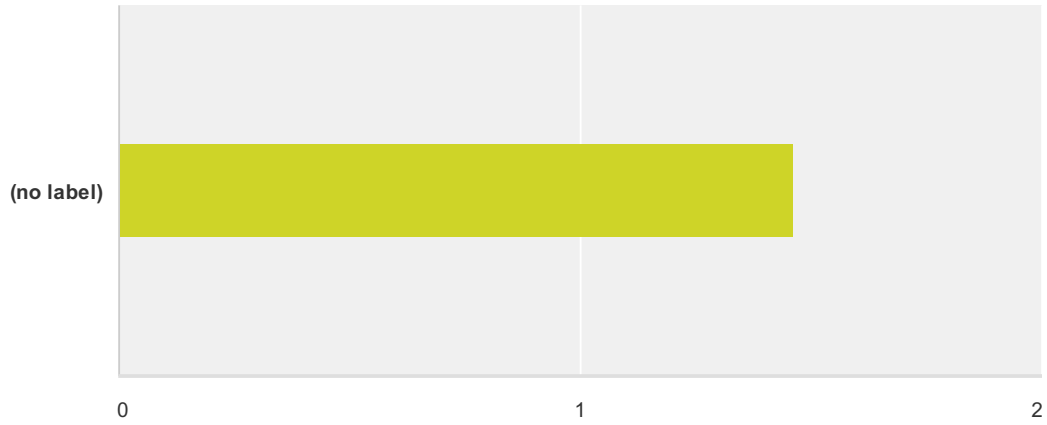


Answer Choices	Responses
Never	1.52% 1
Sometimes	4.55% 3
Always	93.94% 62
Only if there is an issue that I'm interested in	0% 0
Total	66

OLRA Member Survey

Q6 How would you rate the quality and content of the OLRA newsletter?

Answered: 65 Skipped: 4



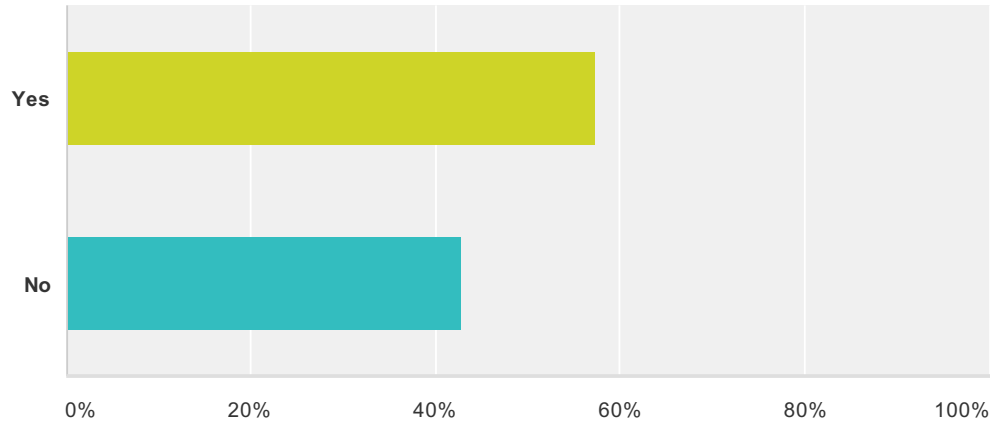
	Excellent	Good	Fair	Poor	Total	Average Rating
(no label)	53.85% 35	46.15% 30	0% 0	0% 0	65	1.46

Q7 Do you have any suggestions for our newsletter?

Answered: 8 Skipped: 61

Q8 Would you prefer to receive the newsletter by email?

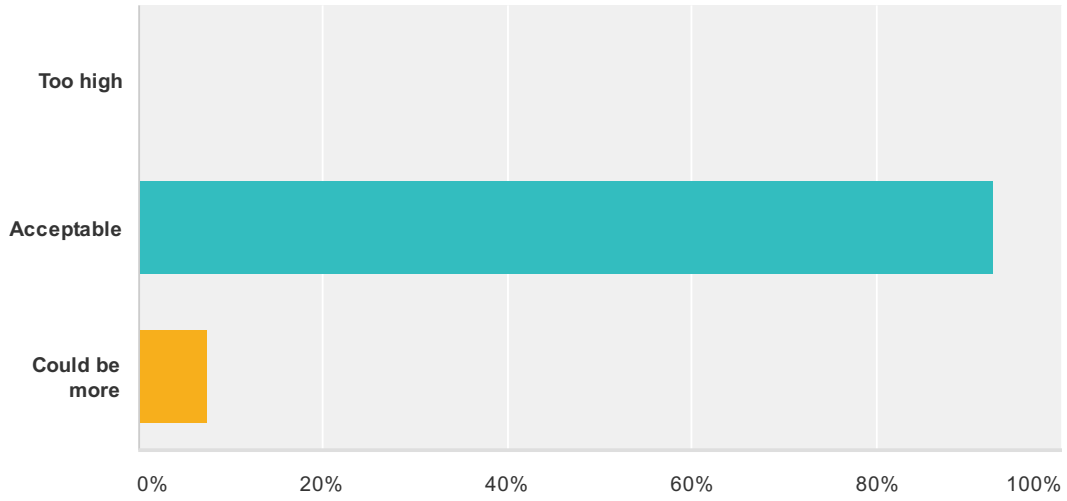
Answered: 63 Skipped: 6



Answer Choices	Responses	
Yes	57.14%	36
No	42.86%	27
Total		63

Q9 How would you rate OLRA annual fees? (\$25/ year or \$40 for 2 years)

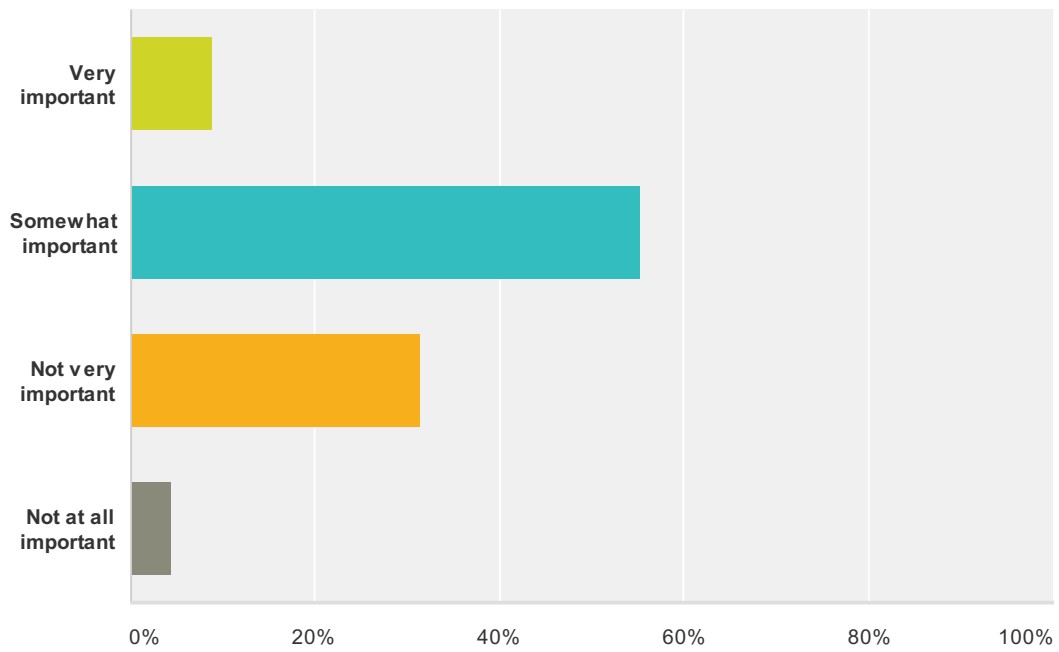
Answered: 66 Skipped: 3



Answer Choices	Responses
Too high	0% 0
Acceptable	92.42% 61
Could be more	7.58% 5
Total	66

Q10 How important do you feel it is for OLRA to hold an annual event such as the garden party?

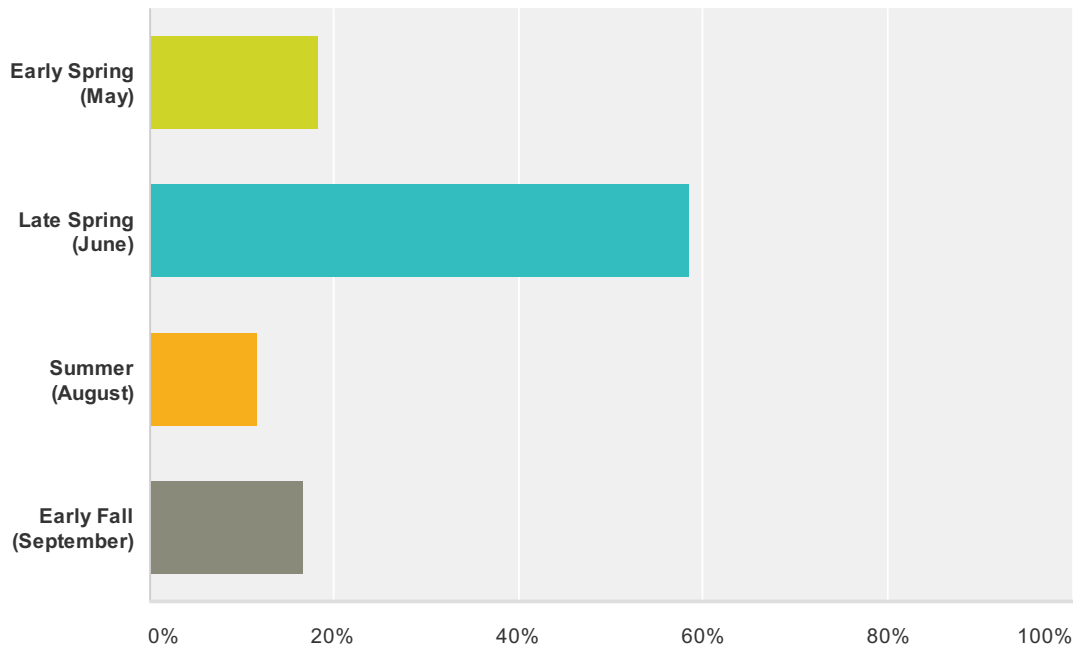
Answered: 67 Skipped: 2



Answer Choices	Responses
Very important	8.96% 6
Somewhat important	55.22% 37
Not very important	31.34% 21
Not at all important	4.48% 3
Total	67

Q11 What is your preferred timing for an OLRA event?

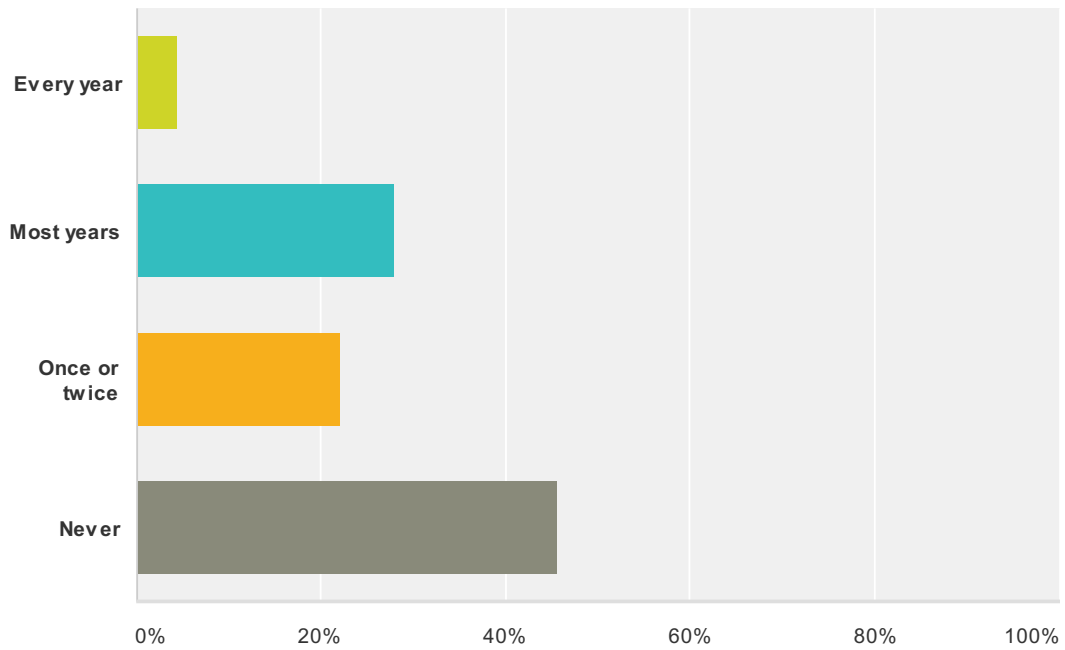
Answered: 60 Skipped: 9



Answer Choices	Responses
Early Spring (May)	18.33% 11
Late Spring (June)	58.33% 35
Summer (August)	11.67% 7
Early Fall (September)	16.67% 10
Total Respondents: 60	

Q12 How often have you attended the OLRA Secret garden Party and Tour?

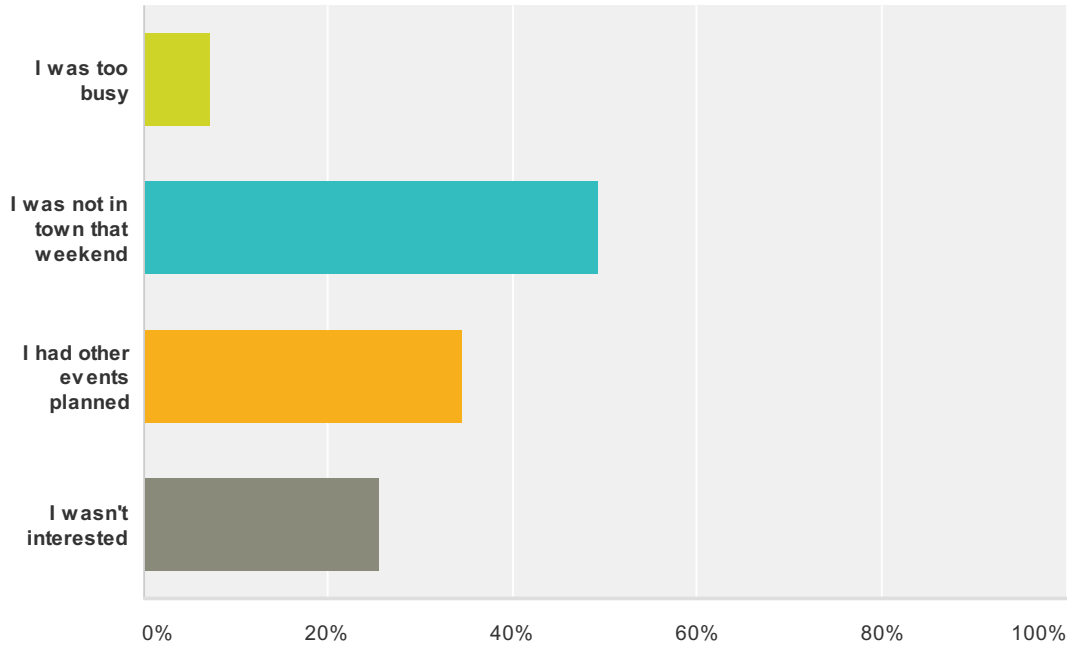
Answered: 68 Skipped: 1



Answer Choices	Responses
Every year	4.41% 3
Most years	27.94% 19
Once or twice	22.06% 15
Never	45.59% 31
Total	68

Q13 The years you did not attend was it because? Check all that apply

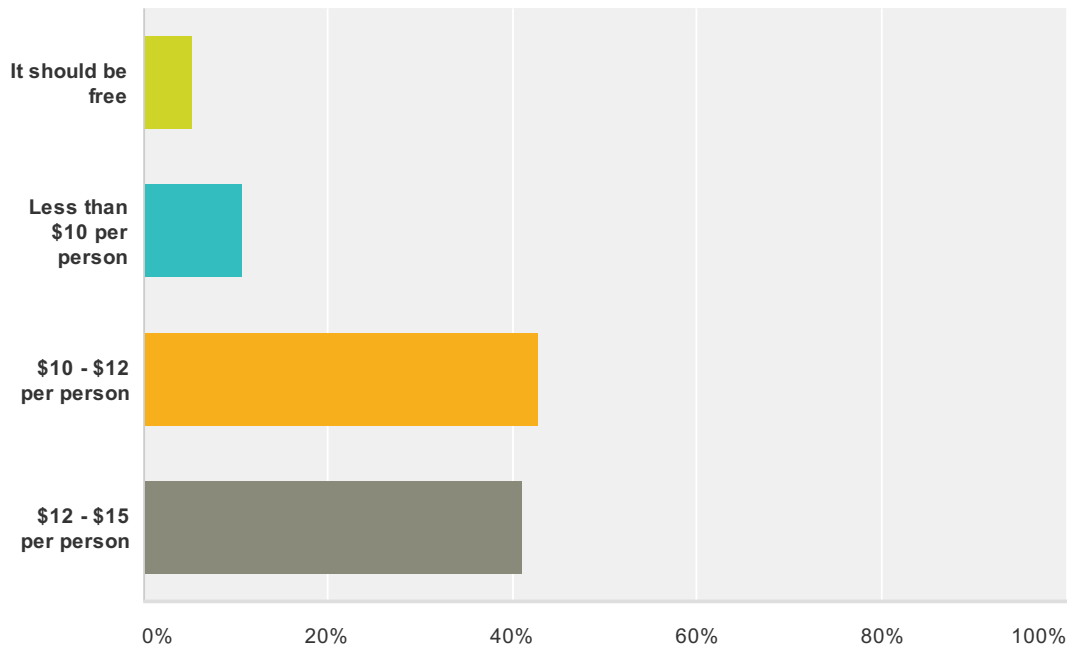
Answered: 55 Skipped: 14



Answer Choices	Responses
I was too busy	7.27% 4
I was not in town that weekend	49.09% 27
I had other events planned	34.55% 19
I wasn't interested	25.45% 14
Total Respondents: 55	

Q14 What do you think is a fair price for the party?

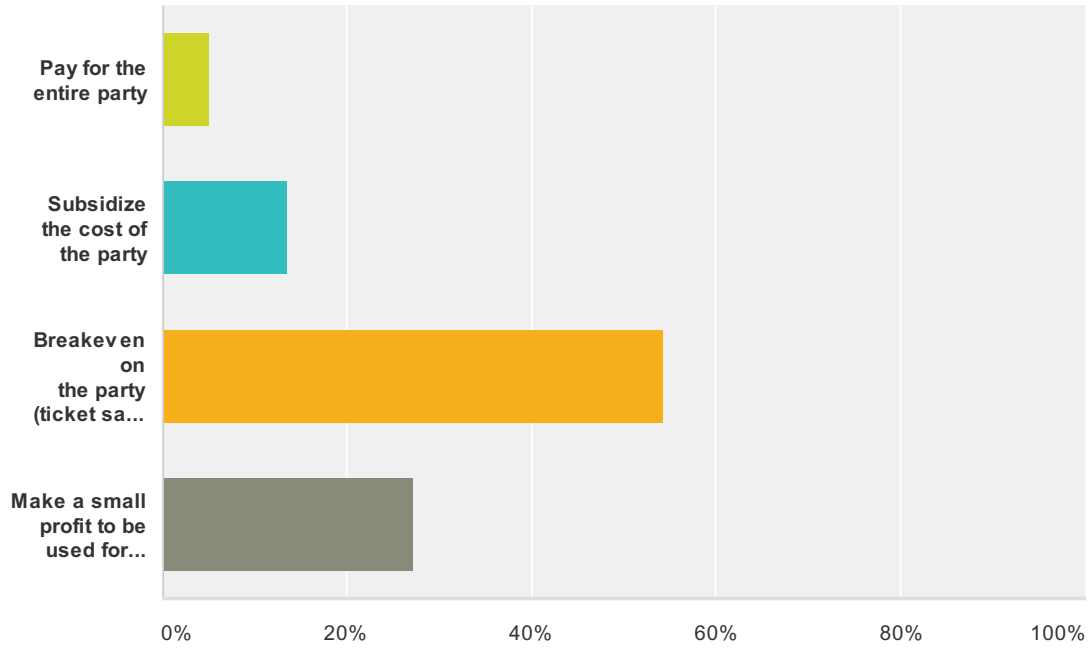
Answered: 56 Skipped: 13



Answer Choices	Responses
It should be free	5.36% 3
Less than \$10 per person	10.71% 6
\$10 - \$12 per person	42.86% 24
\$12 - \$15 per person	41.07% 23
Total	56

Q15 For the garden party, do you think the OLRA should

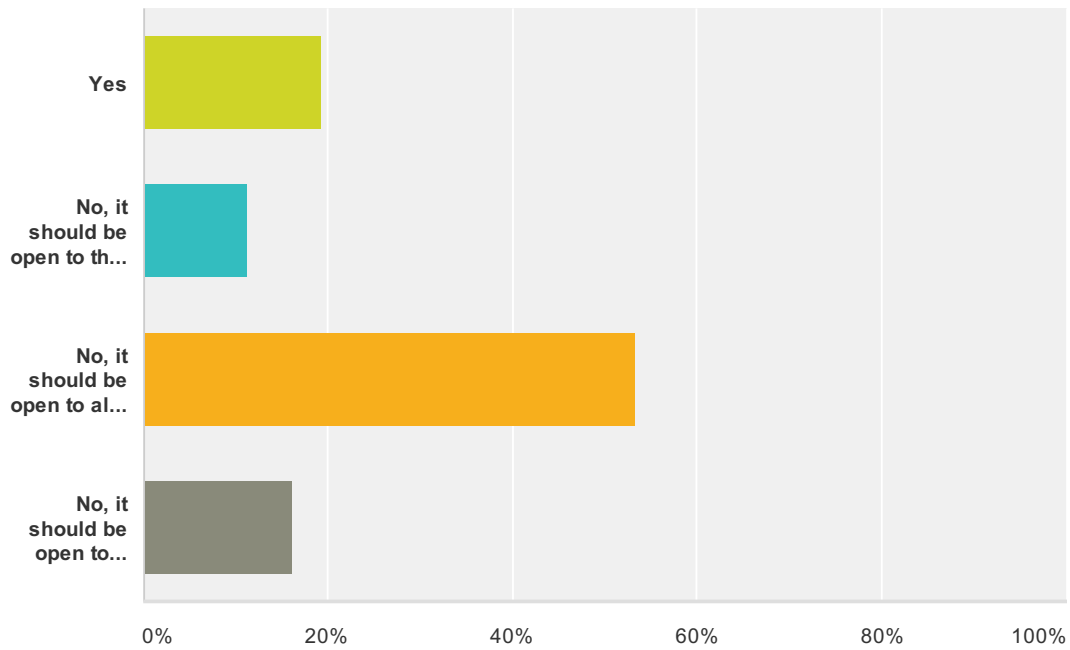
Answered: 59 Skipped: 10



Answer Choices	Responses
Pay for the entire party	5.08% 3
Subsidize the cost of the party	13.56% 8
Breakeven on the party (ticket sales = cost)	54.24% 32
Make a small profit to be used for other initiatives	27.12% 16
Total	59

Q16 Do you think the garden party event should be for members only?

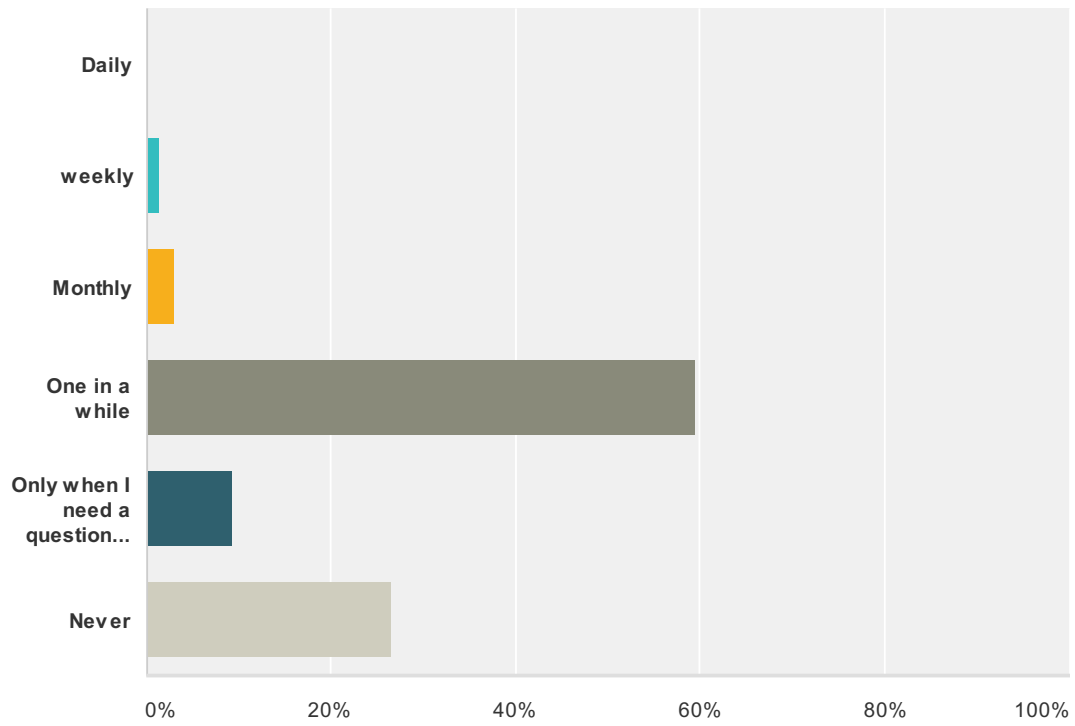
Answered: 62 Skipped: 7



Answer Choices	Responses	
Yes	19.35%	12
No, it should be open to the public	11.29%	7
No, it should be open to all residents within the OLRA catchment area	53.23%	33
No, it should be open to members and invited guests only	16.13%	10
Total		62

Q17 Have you accessed our website before?

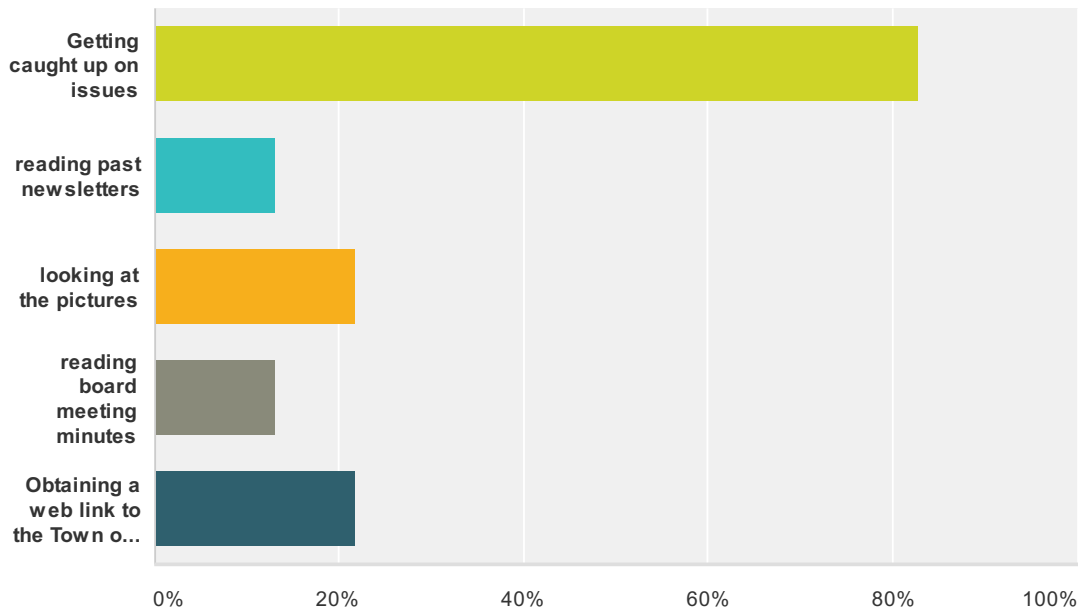
Answered: 64 Skipped: 5



Answer Choices	Responses
Daily	0% 0
weekly	1.56% 1
Monthly	3.13% 2
One in a while	59.38% 38
Only when I need a question answered	9.38% 6
Never	26.56% 17
Total	64

Q18 What do you use our website for? (check all that apply)

Answered: 46 Skipped: 23



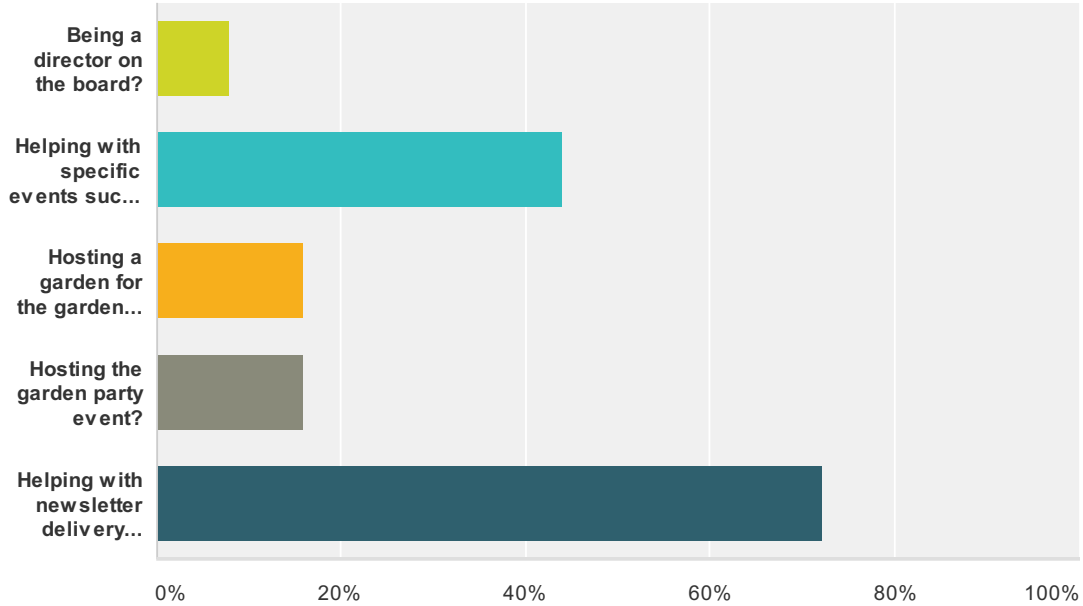
Answer Choices	Responses
Getting caught up on issues	82.61% 38
reading past newsletters	13.04% 6
looking at the pictures	21.74% 10
reading board meeting minutes	13.04% 6
Obtaining a web link to the Town or other agency	21.74% 10
Total Respondents: 46	

Q19 Our website is under going some changes. What would you like to see on the website that is not there now?

Answered: 7 Skipped: 62

Q20 We are always eager to have our membership support the board. In the future would you be open to: (check all that apply)

Answered: 25 Skipped: 44



Answer Choices	Responses
Being a director on the board?	8% 2
Helping with specific events such as the garden party or AGM?	44% 11
Hosting a garden for the garden tour?	16% 4
Hosting the garden party event?	16% 4
Helping with newsletter delivery (Elf)	72% 18
Total Respondents: 25	

Q21 Please provide your email contact if you indicated you could support OLRA in question 17 or if you would like OLRA to contact you

Answered: 12 Skipped: 57