
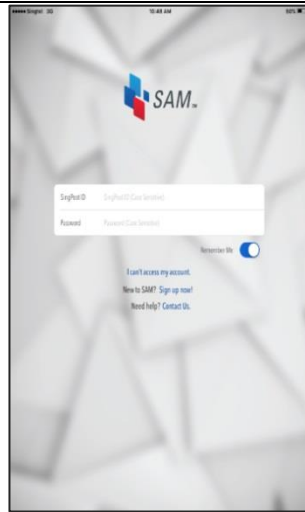


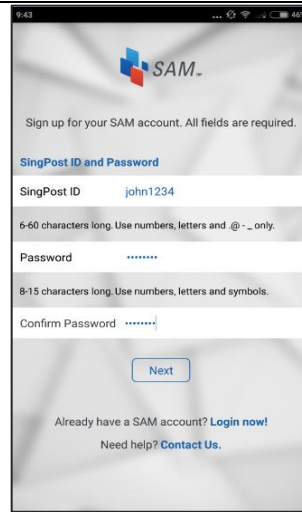
CBM Parking – User Guide for SAM Mobile



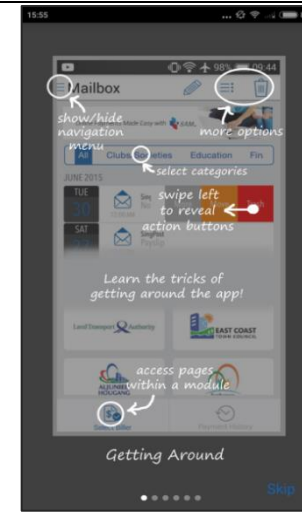
Step A – Download SingPost App
Download SingPost SAM app at iOS or Google Play app store.



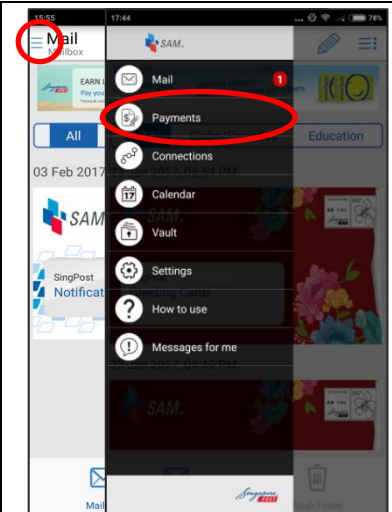
Step B – Sign Up / Log In
(i) For **New Users**, click Sign Up now.
(ii) For **Existing Users**, log in using your SingPost ID and Password.




Step C – New User Registration
Enter your preferred SingPost ID and Password. Complete registration by following on-screen instructions



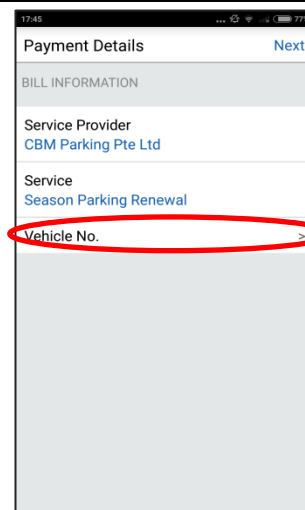
Step D – Getting Around
Learn the tricks of getting around the app with our 'Getting Around' guide



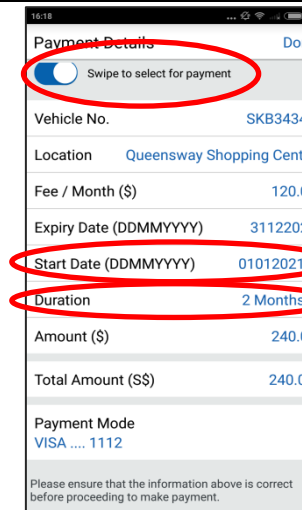
Step 1 – Select Payments
Select Menu icon at the top left and click **Payments**



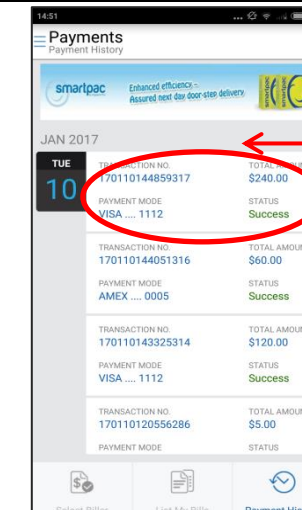
Step 2 – Select CBM Parking
Scroll down and select **CBM Parking** icon



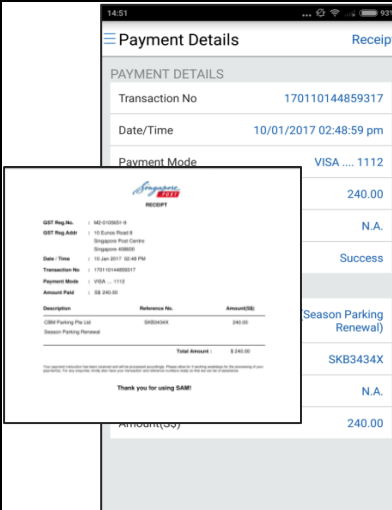
Step 3 – Enter your Vehicle No.
Enter your **Vehicle No.** and click Next



Step 4 – Enter Payment Details
Swipe to select for payment. Enter your preferred **Start Date & Duration**.



Step 5 – Payment History
At **Payment History**, swipe left to view your **Transaction Details** and **Receipt**.



Step 6 – Transaction Details/Receipt
View your **transaction details** and receipt on-demand