


At Bespoke Stairlifts, we want to provide the resources to help you give your customers a high-quality service.

One of the ways we have done this is through our video guides. As we have many different partners from around the world, we want to make it easier for you to view the video in your preferred language which is why we've put together this step-by-step guide for our [installation video which you can view here.](#)

1) Click the subtitles button



2) Click the settings cog here and choose 'Subtitles/CC (1)




Bespoke Stairlift Installation Video


2,176 views

5 1 SHARE ...


3) Choose 'Subtitles/CC (1)



4) Then choose 'Auto translate' then select your preferred language from the list



5) And then choose your preferred language from the list



We hope you find our resources useful and if you require any assistance, at any time, [contact us here.](#)